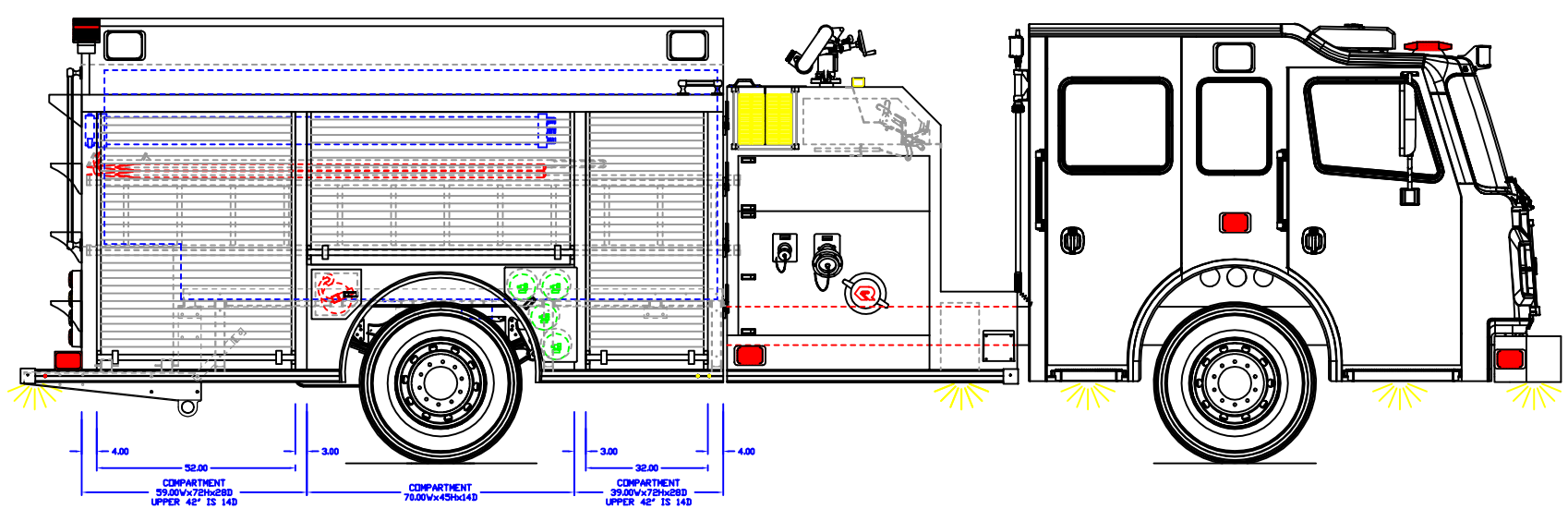
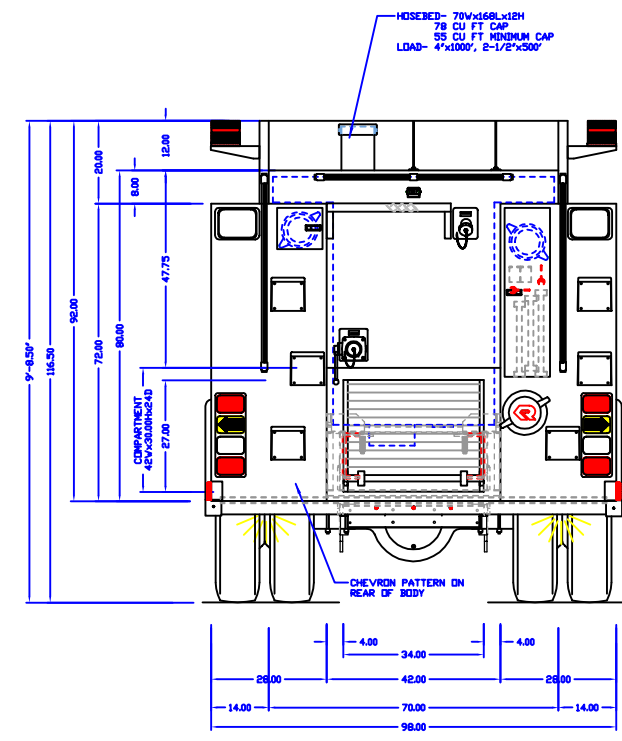
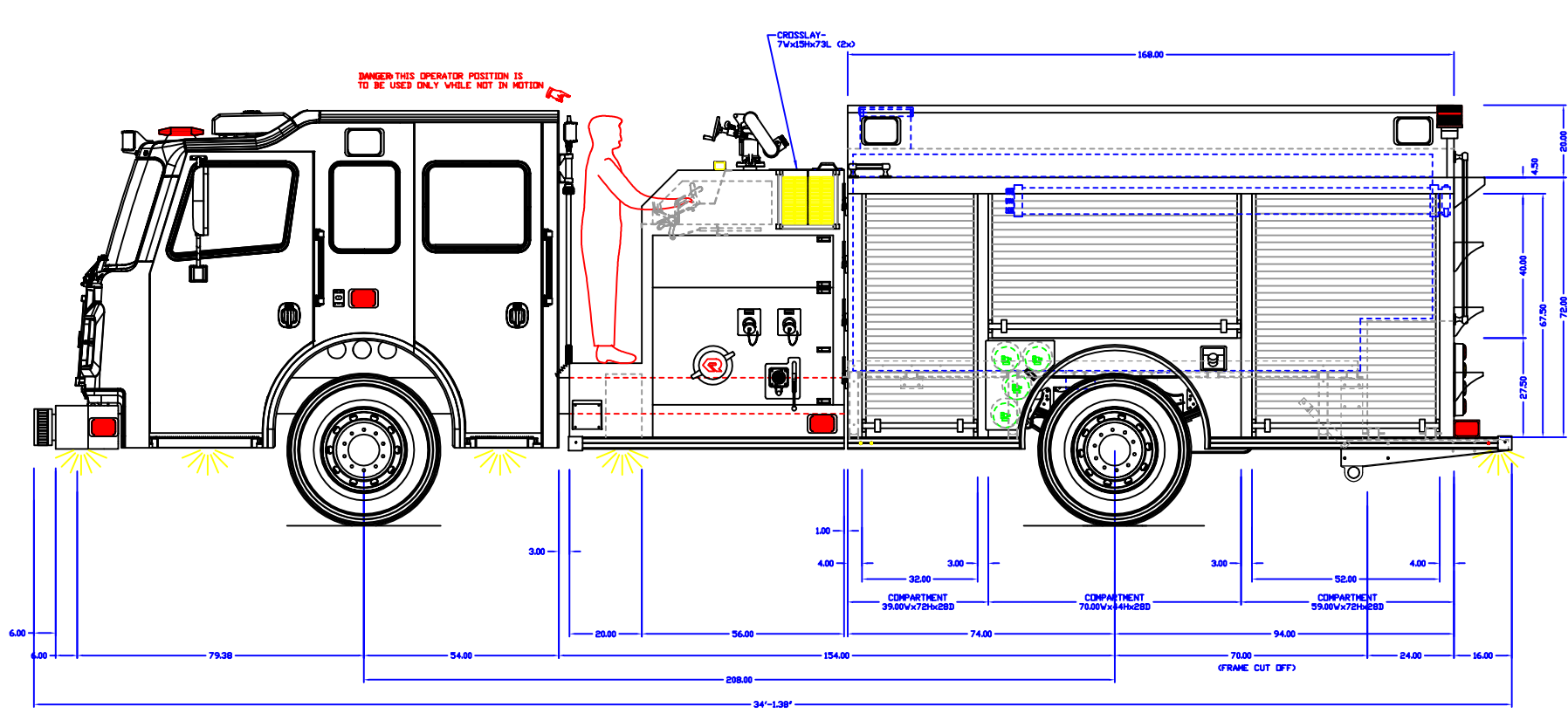


- NOTES:
1. OVERALL HEIGHT IS IN LOADED CONDITION. UNLOADED HEIGHTS MAY BE 4" ABOVE HEIGHTS SHOWN.
  2. DO NOT SCALE DRAWING.
  3. ALL DIMENSIONS ARE APPROXIMATE AND SUBJECT TO ENGINEERING CHANGES.
  4. DRAWING MAY OR MAY NOT SHOW ALL ITEMS AS DESCRIBED IN THE WRITTEN DETAIL SPECIFICATIONS.
  5. INCLUSION OF AN ITEM ON THE DRAWING DOES NOT CONSTITUTE INCLUSION OF THAT ITEM WITH THE FINAL DELIVERED UNIT.
  6. THE EFFECTIVE DOOR OPENINGS WILL BE APPROX. 2" LESS THAN THE NOTED COMPARTMENT OPENING FOR ROLL UP DOORS AND UP TO APPROX. 4" LESS FOR HINGED DOORS



APPROVED BY:

CHASSIS: WARRIOR 5408  
 PUMP: HALE 1500 GPM  
 TANK: POLY/1500  
 PANEL MATL: LINE X

REVISED: WLM DATE: 09-29-17  
 REVISED: WLM DATE: 08-30-17  
 DRAWN: WLM DATE: 08-25-17

COMP INTERIOR: NATURAL FINISH  
 MAXIMUM HEIGHT: NONE  
 MAXIMUM LENGTH: NONE  
 BODY WIDTH: 98"

PROPRIETARY AND CONFIDENTIAL  
 THE INFORMATION CONTAINED IN THIS DRAWING IS  
 THE SOLE PROPERTY OF ROSENBAUER. ANY  
 REPRODUCTION IN PART OR AS A WHOLE WITHOUT  
 THE WRITTEN PERMISSION OF ROSENBAUER IS  
 PROHIBITED.

MORGAN HOSE  
 COMPANY, OH



ROSENBAUER CT 3/16"  
 DRAWING NUMBER: morgan, oh  
 REV: -