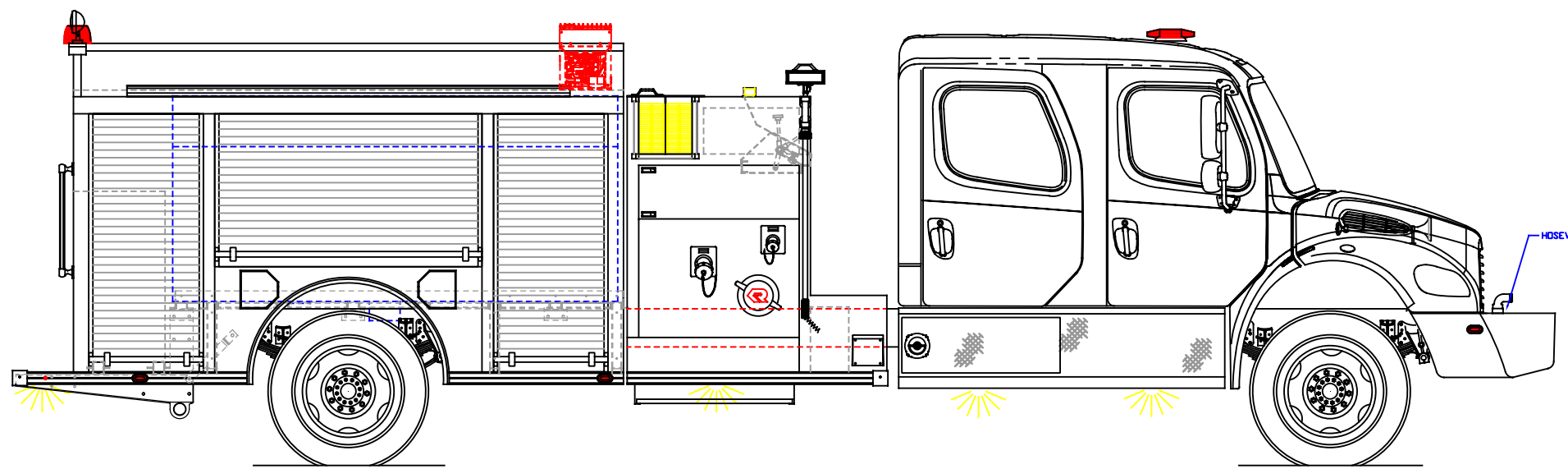
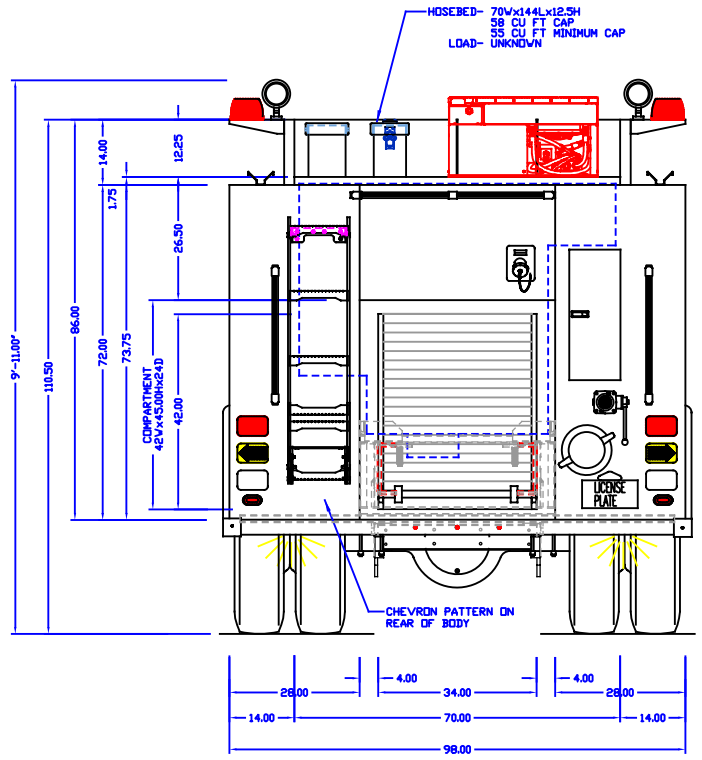
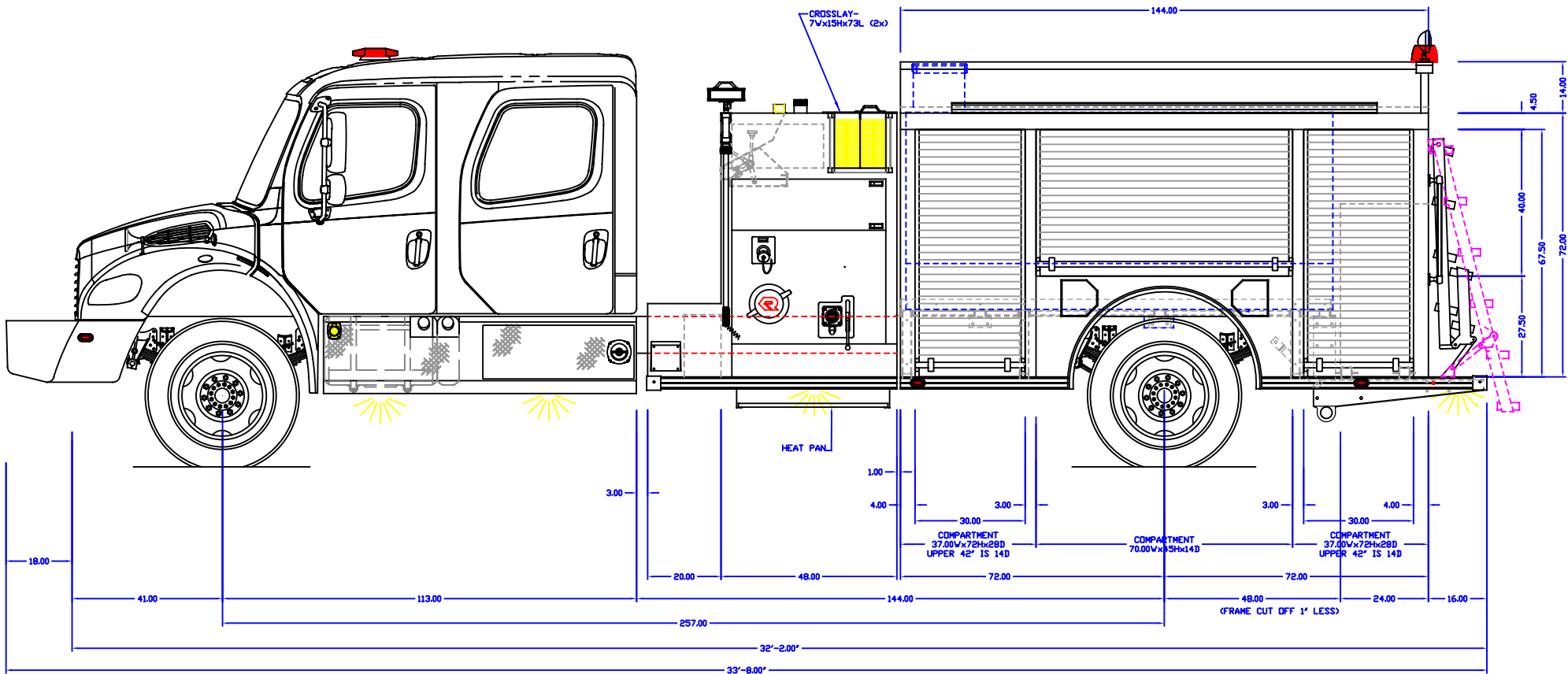


- NOTES:
1. OVERALL HEIGHT IS IN LOADED CONDITION. UNLOADED HEIGHTS MAY BE 4" ABOVE HEIGHTS SHOWN.
 2. DO NOT SCALE DRAWING.
 3. ALL DIMENSIONS ARE APPROXIMATE AND SUBJECT TO ENGINEERING CHANGES.
 4. DRAWING MAY OR MAY NOT SHOW ALL ITEMS AS DESCRIBED IN THE WRITTEN DETAIL SPECIFICATIONS.
 5. INCLUSION OF AN ITEM ON THE DRAWING DOES NOT CONSTITUTE INCLUSION OF THAT ITEM WITH THE FINAL DELIVERED UNIT.
 6. THE EFFECTIVE DOOR OPENINGS WILL BE APPROX. 2" LESS THAN THE NOTED COMPARTMENT OPENING FOR ROLL UP DOORS AND UP TO APPROX. 4" LESS FOR HINGED DOORS



INITIALS: -
 JOB NUMBER: 17789
 DATE: -

MAIN FILE: -
 DEPT: -
 DEALER: -

PRODUCTION APPROVED

APPROVED BY:

CHASSIS:	FREIGHTLINER 4DR
PUMP:	HALE 1250 GPM
TANK:	POLY/1250/20(FOAM)
PANEL MATL:	LINE - X
COMP INTERIOR:	SPATTER PAINTED

REVISED: BVZ | DATE: 1/18/18
 DRAWN: BVZ | DATE: 6/27/17

PROPRIETARY AND CONFIDENTIAL
 THE INFORMATION CONTAINED IN THIS DRAWING IS
 THE SOLE PROPERTY OF ROSENBAUER. ANY
 REPRODUCTION IN PART OR AS A WHOLE WITHOUT
 THE WRITTEN PERMISSION OF ROSENBAUER IS
 PROHIBITED.

MAXIMUM HEIGHT	NONE
MAXIMUM LENGTH	NONE
BODY WIDTH	98"

BETTSVILLE, OH



ROSENBAUER CT 1/8"

BETTSVILLE, OH

REV -